







De Lacy Year 2: Home Learning Schedule

W/C 15 th June		Monday	Tuesday	Wednesday	Thursday	Friday
Maths 9:30 – 10:15am		Lesson 1: Identifying tens and ones Identify the value of two-digit numbers (e.g. 24 has 2 tens and 4 ones). Click here . Watch the video and complete Activity 1 online. Then, complete the activities within this pack.	Lesson 2: Find one more and one less Finding one more and one less of a given two-digit number. Click here . Watch the video and complete Activities 1 and 2 online. Then, complete the activities within this pack.	Lesson 3: Adding and subtracting ones Adding and subtracting ones from a given number. Click here . Watch the video on WRMH. Summer Term – Week 3 (w/c 4th May) → Lesson 4. Then, complete the activities within this pack.	Lesson 4: Adding and subtracting tens Adding and subtracting tens from a given number. Click here . Watch the video on WRMH. Summer Term – Week 4 (w/c 11th May) → Lesson 1 Adding and Subtracting Tens. Then, complete the activities within this pack.	Lesson 5: Compare number sentences Comparing number sentences using < (less than), > (more than) and = (equal to). Click here . Watch the video on WRMH. Summer Term – Week 3 (w/c 4th May) → Lesson 2 Compare Number Sentences. Then, complete the activities within this pack.
		Remember to share your learning on Class Dojo! <i>Take a photo of your work and upload it to the Portfolio section for your teacher to see.</i>				
English 10:45 – 11:30am		Lesson 1: To retrieve information Learn how to retrieve key information from the text. Click here .	Lesson 2: To find the meaning of words To find and understand the meaning of key words. Click here .	Lesson 3: To identify key features of instructions Learn the key features of instructions. Click here .	Lesson 4: To identify and use adverbs Learn about adverbs of time and manner and when to use them. Click here .	Lesson 5: To write a set of instructions Write a set of instructions to explain how to create a firework display. Click here .
This week our text type is a: Instructions As above, from next week we will be providing a 'pre-teach' English video to further support your child in their learning. Both videos will be created by Pontefract Academies Trust staff.						
This week's spellings are: door – floor – poor – because – find – kind – mind – behind – child – children						
		Having any problems with the tasks? <i>Feel free to pop any questions or issues onto our class Padlet here!</i>				
A live discussion and feedback session, with your classmates and teacher, about each day's learning is coming soon. Look out for further details about how to access this fantastic resource!						



English – Lesson 1

This week's spellings

1. door
2. floor
3. poor
4. because
5. find
6. kind
7. mind
8. behind
9. child
10. children

Key Skill: Retrieving

1) Read the question



2) Scan the text



3) Find the information



4) Record the answer





English – Lesson 1

The Firework Maker's Daughter – Phillip Pullman

1) Where did the Firework Maker live? Tick one.

In a country by the river

☐

In a country in the north

☐

In a country east of the
jungle

☐

In a country next to the
ocean

☐

2) What happened to Lila's mother when she was young?

Write

Correction

3) '*Many a time she burnt her little fingers*' (Page 2)
Write down two things that Lalchand did to make Lila
feel better after she burnt her fingers.

Write

1.

2.

Correction

1.

2.







English – Lesson 2

This week's spellings

1. door
2. floor
3. poor
4. because
5. find
6. kind
7. mind
8. behind
9. child
10. children

Key Skill: Translating

- 1) Read the word 
- 2) Read the whole sentence around the word 
- 3) Think about what the word might mean 
- 4) Record your answer 



English – Lesson 2

The Firework Maker's Daughter – Phillip Pullman

1) 'The child was a cross little thing' (Page 1)

This means Lila was...

Tick one.

sad

☐

happy

☐

angry

☐

confused

☐

3) 'Instead of burning with a steady green glimmer, it sprayed out wicked little sparks' (Page 3)

Find and copy one word which shows that Lila's Java Light was exciting.

Write

Correction

2) 'As the fire flared and the sparks danced' (Page 2)

Flared means...

Tick two.

burned

☐

shone

☐

fizzed

☐

blew

☐

4) What does the name 'Shimmering Coins' tell the reader about the firework? (Page 4).

Tick one.

They made you feel rich.

☐

They were round.

☐

They shined brightly.

☐

They sounded like money.

☐



English – Lesson 3

This week's spellings

1. door
2. floor
3. poor
4. because
5. find
6. kind
7. mind
8. behind
9. child
10. children

Features of instructions

1. Heading

2. Subheadings

3. Adverbs of a) time b) manner

4. Imperative verbs

5. Numbers

6. List of equipment



Your turn!

How to make a fruit salad

Equipment

- Knife
- Apples
- Bananas
- Orange Juice
- Bowl
- Chopping board
- Spoon
- Blueberries

Instructions

1. First, carefully cut two apples into fine slices.
2. Next, chop up two bananas into small pieces.
3. Then, gently pour in one cup of orange juice.
4. After that, slowly mix it all together.
5. Finally, add a sprinkle of blueberries and enjoy!

1. Heading

2. Subheadings

3. Adverbs of a) time b) manner

4. Imperative verbs

5. Numbers

6. List of equipment



This week's spellings

1. door
2. floor
3. poor
4. because
5. find
6. kind
7. mind
8. behind
9. child
10. children

Adverbs of time and manner



Adverb of **time**

An adverb of **time** tells us
when something happens.

Finally, the car arrived.



Adverb of **manner**

An adverb of **manner** tells us
how something happens.

He sat down **quietly**.



English – Lesson 4

The Firework Maker's Daughter – Phillip Pullman



Underline the adverbs of time.



Highlight or circle the adverbs of manner.

The man walked along the street slowly. Next, he arrived at the shop. He chatted loudly to the shopkeeper. After that, he bought a loaf of bread. He went home quickly and ate the bread. Finally, he made a cup of tea and read his book peacefully.



Adverb of time



Adverb of manner

Choose an appropriate **adverb of time** to start each sentence.

- 1) _____ spread the butter.
- 2) _____ slice the cucumber.
- 3) _____ close the sandwich and enjoy!

finally

first

then



Adverb of time



Adverb of manner

Choose an appropriate **adverb of manner** to start each sentence.

- 1) _____ spread the butter.
- 2) _____ slice the cucumber.
- 3) _____ close the sandwich and enjoy!

carefully

finely

gently



English – Lesson 5

This week's spellings

1. door
2. floor
3. poor
4. because
5. find
6. kind
7. mind
8. behind
9. child
10. children



Our instructions will explain
how to create a firework
display.

Star Words

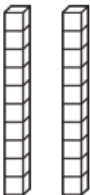
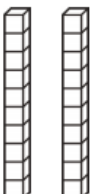


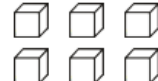
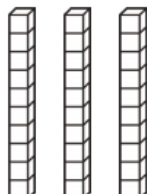
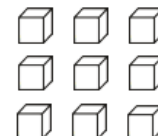
Adverbs of time	Adverbs of manner	Verbs	Fireworks
First	Loudly	Announce	Leaping Monkey
Then	Carefully	Place	Golden Sneeze
Next	Joyfully	Light	Java Light
Finally	Happily	Watch	Tumbling Demon
	Gently	Look	
	Slowly		



Maths – Lesson 1

Task One

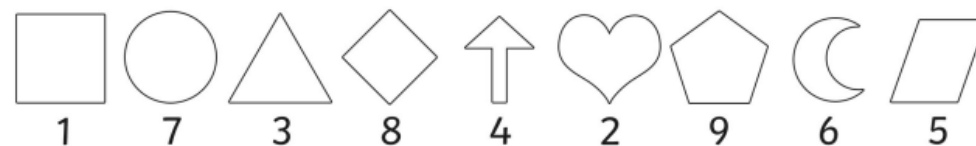
Identify how many tens and ones are shown in each picture.

	
tens	ones
	
tens	ones
	
tens	ones
	
tens	ones

Task Two















Crack the codes by identifying what each number is. Then, identify the value of the tens and ones by completing each question.

Code Breaking



Example

In the number  , what is  worth? 20

- In the number  , what is  worth? _____
- In the number  , what is  worth? _____
- In the number   , what is  worth? _____
- In the number   , what is  worth? _____

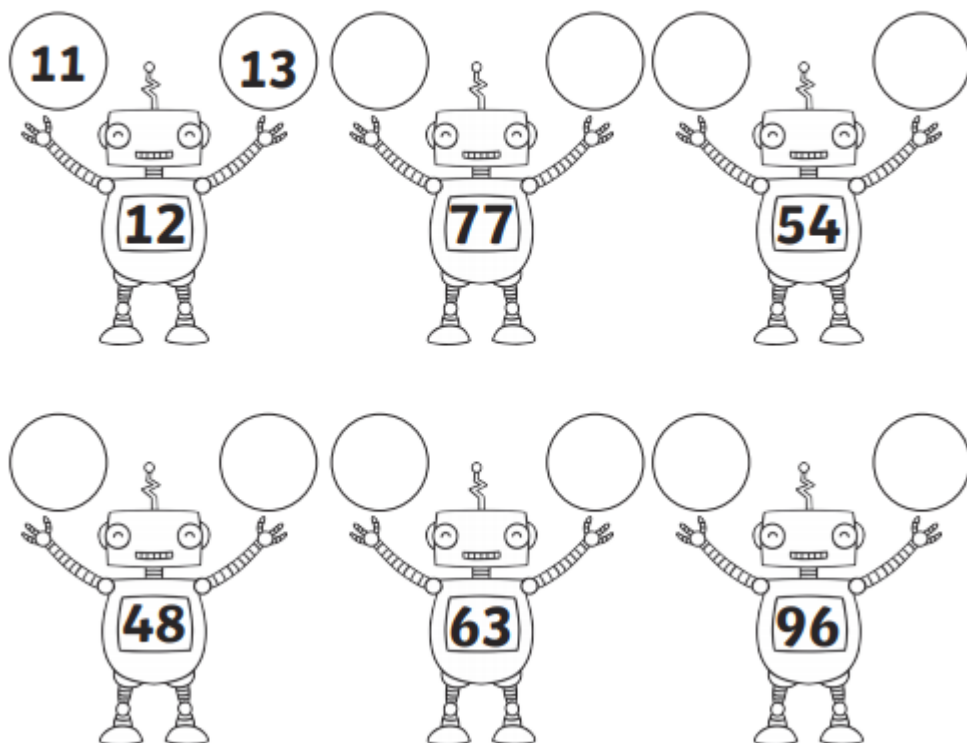


Maths – Lesson 2

Task One

1 Less 1 More

Can you find 1 less and 1 more than the number shown?



Task Two

Complete the calculations.

a) $14 + 1 =$

e) $19 - 1 =$

b) $22 + 1 =$

f) $33 +$ $= 34$

c) $54 + 1 =$

g) $18 = 19 -$

d) $= 1 + 61$

h) $= 89 - 1$



Maths – Lesson 3

Task One

Complete the calculations.

a) $14 + 2 =$

e) $19 - 2 =$

b) $22 + 3 =$

f) $33 +$ $= 35$

c) $54 + 4 =$

g) $12 = 19 -$

d) $= 5 + 61$

h) $= 89 - 3$

Task Two

Talia had 83 jewels and she found 4 more. How many does he have now?



87 eighty-one eighty-two 88

Write the correct symbols for the calculations.

A. 63 $4 = 67$

B. 84 $2 = 82$



Maths – Lesson 4

Task One

1. Use Base 10 to complete the number sequence.

10 30 40 60

15 35 55 65

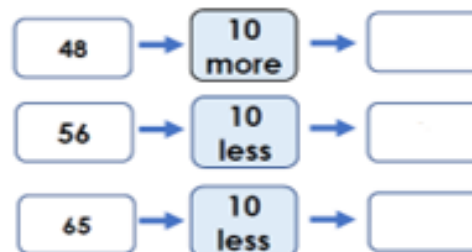
2. What is 10 **more** than the number below?




3. What is 10 **less** than the number below?



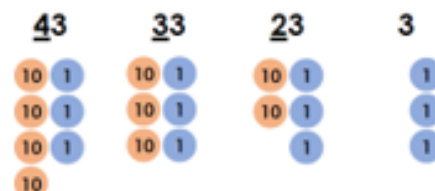
4. Can you find 10 more and 10 less?



5. Poppy says "My flower is 38cm tall. If it grows 10cm more it will be 58cm tall". Is she correct? Explain your answer.



6. This number sequence adds 10 more each time. True or false?





Maths – Lesson 5

Compare number sentences



- 1 Mo has 4 blue sweets and 3 pink sweets.



Rosie has 4 blue sweets and 5 pink sweets.



Who has more sweets? _____

Explain how you know.



- 2 Colour the bar models to show that
 $3 + 6 = 8 + 1$

--	--	--	--	--	--	--	--	--

--	--	--	--	--	--	--	--	--

Write one more calculation that gives the same answer.



- 3 Draw counters to show $9 + 3$

Draw counters to show $9 + 4$

Write $<$, $>$ or $=$ to make the statement correct.

$$9 + 3 \bigcirc 9 + 4$$

- 4 Write $<$, $>$ or $=$ to make the statements correct.

a) $3 + 5 \bigcirc 3 + 9$

b) $7 + 2 \bigcirc 4 + 2$

c) $10 + 5 \bigcirc 9 + 6$

