











De Lacy Year 5: Home Learning Schedule

W/C 22 nd June	Monday	Tuesday	Wednesday	Thursday	Friday
Maths <i>Suggested timing: 45 mins per lesson</i> This week we will be focussing upon: Number and calculation We have produced a 'pre-teach' video to introduce this week's learning in maths. We recommend watching the video before commencing Lesson 1. Please click here to view this.	Lesson 1: Prime numbers and Square numbers. Learn what a prime number is and what a square number is and how to identify them by clicking here . <i>You will find two videos and an interactive activity. Then have a go at the questions in this document. The answers are provided at the end.</i>	Lesson 2: Multiply and divide by 10,100 and 1000. Learn how to multiply and divide numbers by 10, 100 and 1000. Click here .  <i>This lesson includes a video. Underneath the video there are two modelled examples of how to use your place value knowledge to help you multiply and divide by 10,100 and 1000. Then have a go at the questions in this document.</i>	Lesson 3: Short and Long multiplication. Learn how to do both long and short multiplication by clicking here . <i>You will find a modelled example of short multiplication followed by a video explaining the method of long multiplication. Then have a go at the questions included in this document. Answers at the end.</i>	Lesson 4: Short division. Learn the method of short division by clicking here . <i>This lesson includes two videos and an interactive lesson. Then have a go at the questions attached to this document. (Answers included)</i>	Lesson 5: Consolidation Apply your learning from across the previous sessions by undertaking the weekly Maths challenges! Click here . <i>These are designed to test your problem-solving skills. See how many you and your family can do together!</i>
<div>  Remember to log in to TT Rockstars each week to practise your times tables.  </div>					
<div>  Remember to share your learning on Class Dojo! <i>Take a photo of your work and upload it to the Portfolio section for your teacher to see.</i> </div>					
English <i>Suggested timing: 45 mins per lesson</i> This week our text type is a: Character Description We have produced a 'pre-teach' video to introduce this week's learning in English. We recommend watching the video before commencing Lesson 1. Please click here to view this.	Lesson 1: Character Description: Reading Comprehension - Fact Retrieval. Learn how to retrieve key information from a text, based on a character. Click here .	Lesson 2: Character Description: Reading Comprehension – Word Meaning. Learn how to explore and answer questions based on the meaning of words in context. Click here . 	Lesson 3: Character Description: Identifying the features of a text. Learn how to identify the key aspects of a character description. Click here .	Lesson 4: Character Description: SPaG focus – Relative Clauses. Understand the impact of relative clauses by clicking here .	Lesson 5: Character Description: Write a Character Description. Apply your understanding from throughout the week by creating a detailed character description. Click here . 
This week's spellings are: adorable – applicable – considerable – tolerable – desirable – believable – excitable – regrettable					
<div>  Having any problems with the tasks? <i>Feel free to pop any questions or issues onto our class Padlet here!</i>  </div>					
Starting on the 22nd June - every afternoon, Monday to Friday, at 1pm click here to take part in a live discussion on Microsoft Teams about the day's learning alongside your classmates and teacher.					



Maths – Lesson 1

5a. Circle the prime numbers.

4, 5, 9, 17, 29, 35



VF

6a. Which of the following numbers are composite numbers?

89

11

15

32

43

7



VF

7a. Which numbers are in the wrong place?

Prime Numbers	Composite Numbers
71	47
21	32
97	84
17	61



VF

8a. True or false?




Forty six is a prime number.



VF

5a. Which squared number does this diagram represent?



VF

6a. Calculate:

3 squared

5²

11 squared



7²

8 squared

6²

VF

7a. Circle the square numbers.

11	16	21	22	36
25	9	10	23	46
62	64	66	68	60



VF

8a. Complete the table below.

___ ²	2 x 2	4
	4 x 4	
11 ²		
	8 x 8	



VF

Deepen the moment:

Ben says that the answer to 23 add 124 is a prime number. Is he correct or incorrect? Prove it!

All the answers to these maths questions are included in this document.



Maths- Lesson 2



5a. Circle the correct answer to the following calculation.

$$521 \times 100 =$$

5,210 52,100 25,100



VF

6a. Complete the calculation.

$$\boxed{} = 8,386 \times 10$$



VF

7a. Look at the number shown below.

Th	H	T	O
	●●●	●●	●

Multiply the number by 10. Draw where the counters will be now.

Th	H	T	O



VF

8a. Complete the calculation.

$$3,567 \times \boxed{} = 356,700$$



VF

5a. Divide the numbers in the place value chart by 100, then match each to the correct answer.

a

100,000s	10,000s	1,000s	100s	10s	1s
●●	●	●			

b

100,000s	10,000s	1,000s	100s	10s	1s
	●	●●●	●●		

c

100,000s	10,000s	1,000s	100s	10s	1s
●	●●	●			

1,420

3,120

142



VF

6a. Use a place value chart to calculate the following:

a $11,430 \div 10 =$

b $313,700 \div 100 =$



VF

7a. Complete the table.

	$\div 10$	$\div 100$	$\div 1,000$
24,000			
14,000			
19,000			



VF

8a. True or false? The following calculations both give an answer of 530.

$53,000 \div 100 =$

$53,000 \div 10 \div 10 =$



VF

Deepen the moment:

Always, sometimes, never? When you multiply by 10, 100 or 1000, you will have the same amount of zeros on the end of your answer as in the number you multiplied by.

All the answers to these maths questions are included in this document.



Maths – Lesson 3

5a. True or false?

$$1,104 \times 3 = 3,312$$

Th	H	T	O
1	1	0	4
3	3	3	1



VF

6a. Complete the calculations.

Th	H	T	O
2	2	3	0
			4



VF

7a. There are 1,901 pins in a box.

How many pins will there be in 5 boxes?

Th	H	T	O



VF

8a. Use $>$, $<$ or $=$ to make each statement correct.

$$1,801 \times 5 \quad \square \quad 2,312 \times 4$$

$$2,124 \times 3 \quad \square \quad 4,036 \times 2$$

$$3,317 \times 3 \quad \square \quad 2,401 \times 4$$



VF

4a. Solve the calculation using a formal multiplication method.

		3	8	0	2
X			2	3	



VF

5a. Match the calculations to the correct answers.

A. $4,242 \times 23$ 1. $50,904$

B. $4,242 \times 12$ 2. $77,064$

C. $2,424 \times 25$ 3. $97,566$

D. $6,422 \times 12$ 4. $60,600$



VF

6a. True or false?

$$7,121 \times 32 = 7,132 \times 21$$



VF

Deepen the moment:

Prove it! If you multiply a 4-digit number by a 1 digit or 2 digit number, the answer will always be bigger.

All the answers to these maths questions are included in this document.



Maths – Lesson 4

5a. Calculate the following.

a. $4,816 \div 8 =$

b. $1,688 \div 4 =$

c. $2,460 \div 6 =$



VF

6a. Find the value of A.

2,648			
A	A	A	A



VF

7a. Find the missing number.

a. $\times 6 = 2,406$

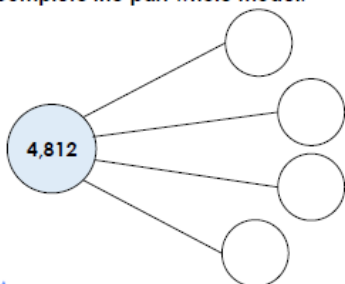
b. $\times 8 = 2,488$

c. $\times 4 = 4,164$



VF

8a. The missing numbers are all equal. Complete the part whole model.



VF

5a. Match the questions to the correct answer.

a. $2,463 \div 6$

1,031 r3

b. $4,127 \div 4$

311 r1

c. $2,489 \div 8$

410 r3



VF

6a. True or false? The answer to the calculation below has a remainder.

$$2,467 \div 6$$



VF

7a. The missing number is the same as the remainder. What is the missing number?

$$\begin{array}{r} \boxed{}041r\boxed{} \\ 6 \overline{) 66247} \end{array}$$



VF

8a. Calculate the value of A.

1,269						
A	A	A	A	A	A	3



VF

Deepen the moment:

Always, sometimes, never? The answer to a 4-digit number divided by a 1-digit number will always be a whole number.


All the answers to these maths questions are included in this document.



Maths – Lesson 5

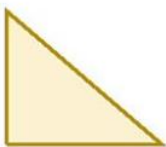
Challenge 1

This is half of Lee's strawberries.



How many strawberries does Lee have?

This is half of Lee's shape.



What could the whole shape look like?

Challenge 2

Tim buys a lolly and a chew.



The lolly costs 12p more than the chew.


The total cost of the two items is 82p.

How much does the lolly cost?

Challenge 3

Stickers come in packs of 5.

Max buys 12 packs.



He gives his three friends some stickers.

They each receive the same number.

He has 27 stickers left.

How many stickers did Max give each of his friends?



All answers to all 6 challenges are included on the webpage for this lesson.



Challenge 4

Here are 3 containers.



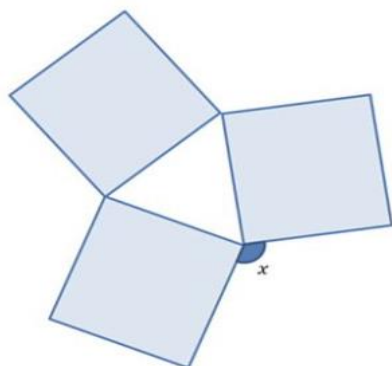
- The jug can hold **1500 ml**.
- The bucket can hold **2 litres**.
- The barrel can hold **15 litres**.

Anisa wants to fill the barrel with water.

Find 2 ways that Anisa can fill the barrel using the jug and bucket.

Challenge 5

Three identical squares are arranged to make this pattern.



What is the size of the angle marked x ?

Challenge 6

Here is a 3 x 3 grid with some shapes in.

			108
			102
			95

Each shape represents a number.

The sum of each row is shown at the right of the grid.

Find the value of each of the shapes.



Maths lesson 1 answers:

Expected

5a. 5, 17 and 29

6a. 15 and 32

7a. 21, 47 and 61

8a. False, its factors include 2 and 23.

Expected

5a. $5^2 = 25$

6a. 3 squared = 9, 11 squared = 121,

8 squared = 64, $7^2 = 49$, $5^2 = 25$, $6^2 = 36$

7a. 16, 36, 25, 9, 64

8a.

2^2	2×2	4
4^2	4×4	16
11^2	11×11	121
8^2	8×8	64

Deepen the moment answer:

Ben is incorrect. The answer is 147, which has 6 factors; 1
x 147, 3 x 49, or 7 x 21.

Maths lesson 2 answers:

5a. 52,100 6a. 83,860 7a. 3,210 8a. 100

Expected

5a. A-3,120, B-142, C-1,420

6a. A = 1,143, B = 3,137

7a. 24,000 – 2,400, 240, 24; 14,000 – 1,400,
140, 14; 19,000 – 1,900, 190, 19.

8a. True – $53,000 \div 100 = 530$, $53,000 \div 10 \div$
 $10 = 530$

Deepen the moment answer:

Sometimes. $12 \times 10 = 120$ $1.2 \times 10 = 12$

Maths lesson 3 answers:

Expected

5a. True

6a. 8,920; 3,843

7a. 9,505 pins

8a. $9,005 < 9,248$; $6,372 < 8,072$;

$9,951 > 9,604$

Expected

4a. $3,802 \times 23 = 87,446$

5a. A and 3; B and 1; C and 4; D and 2

6a. False, $7,121 \times 32 = 227,872$ and

$7,132 \times 21 = 149,772$ therefore

$7,121 \times 32 > 7,132 \times 21$.

Deepen the moment answer:

Any example of accurate multiplication. Answer will always
be bigger.

Maths lesson 4 answers:

Expected

5a. 602, 422, 410

6a. 662

7a. 401, 311, 1,041

8a. 1,203

Expected

5a. $2,463 \div 6 = 410 \text{ r}3$; $4,127 \div 4 = 1,031 \text{ r}3$

$2,489 \div 8 = 311 \text{ r}1$

6a. True. The answer is 411 r1.

7a. 1

8a. A = 211

Deepen the moment answer:

Sometimes. Examples with and without remainders.



English – Lesson 1

Comprehension Fact Retrieval



Unlike the hero or villain, the sidekick is a loyal companion. Robin provides this role for his partner, Batman. Batman needs Robin like a house needs its foundations: he keeps him grounded and supported. He wears a red, armoured tunic with green leggings and a yellow cape. One of Robin's most distinctive features is his jet-black mask (which hides his true identity). Some consider Robin to be an insignificant character; others believe he plays a key role in the comics. Robin has a variety of strengths and skills: genius-level intellect; combat skills; swordsmanship. Smart and resourceful, Robin makes every effort to co-operate with Batman on their quest for justice.



Daughter of Zeus, Wonder Woman is a super heroine who defends peace and equality. She is also a member of the Justice League. Her lasso is powerful, powerful because it forces her enemies to tell the truth. Wonder Woman, who has an outfit including indestructible bracelets, is one of the most recognised characters in comic history. Her outfit is also a symbol of her power. This warrior princess is courageous, which makes her stand out like a shining star in the sky. With her superior strength, speed and agility, she has all the qualities needed to succeed. She tries to avoid conflict, but (if pressed) she will engage in battle and lose herself in the moment. On some occasions, Wonder Woman can be opinionated and stubborn, although this can work in her favour.



Superhero- Character Descriptions

Using the text above, answer the following questions.

1. Name three things Robin wears?

2. According to the text, what is Robin and Batman's companionship compared to?

3. What was 'powerful' that belonged to Wonder Woman?

4. What could Wonder Woman force her enemies to do?

5. The text states, 'Wonder Woman stands out like a shining star in the sky' what makes Wonder Woman stand out?



6. Using information from the text, tick one box in each row to show whether each statement is true or false.

	True	False
Wonder Woman's outfit is a symbol of her power.		
Wonder Woman is a member of the Justice League.		
Wonder Woman enjoys conflict.		
Wonder Woman is not a popular superhero.		

All answers to the above questions are covered in the lesson video on the website link.



Spellings

Spellings	Cover and write	Cover and write
adorable		
applicable		
considerable		
tolerable		
desirable		
believable		
excitable		
regrettable		

Explore the definitions of these words, using a dictionary. Could you include them in a sentence of your own?




English – Lesson 2



Comprehension Word Meaning

The extract on the next two pages is taken from The Legend of Podkin One-Ear by Kieran Larwood.

Please read carefully and then answer the questions.





The Legend of Podkin One-Ear

Crunch, crunch, crunch, crunch go the footsteps of the trackmaker. He is hunched and weary, using a tall staff to help him through the snow. He might have been an old man, if it hadn't been many hundreds of moons since men trod these lands. Move closer and instead you will see he is a rabbit walking upright in the way men once did, his ears hidden beneath the hood of a heavy cloak, fierce eyes peering out at the wintry midnight world.

The thick fur on his face and arms is dyed with blue swirls and patterns, which marks him out as a bard. A travelling, storytelling rabbit. A wanderer



with nothing on his back but a set of travel-worn clothes and a head stuffed full of tales and yarns: old, new, broken and mended. Just about every story you ever heard, and many more yet to be told.

Don't worry about him being out in the cold on such a wintry night. His trade will see him welcomed in any warren. That is the tradition and the law throughout all of the Five Realms of Lanica, and woe betide anyone who doesn't keep it.

Crunch, crunch, crunch, crunch. His breath steams out behind him as he forces his way through the snow. Listen closer and you can hear him mumbling curses with each hardfought step. Closer still and you can hear the strings of wooden beads around his neck clicking and clacking. The bone trinkets and pouches around his belt knocking and niggling.



The Legend of Podkin One-Ear

Using the text on the previous 2 slides, answer the following questions.

1. Which word has the closest meaning to hunched?

weary

tired

curled

old

2. Write a synonym for trod.

3. Which word could the writer have used to replace wanderer on slide 1?



4. What does the word **betide** mean in this sentence?

That is the tradition and the law throughout all of the Five Realms of Lanica, and woe betide anyone who doesn't keep it

5. **Find** and **copy** a word which means the same as achieved with great effort.

6. Explain the meaning of the word trinkets at the bottom of slide 2.

All answers to the above questions are covered in the lesson video on the website link.

Using your own reading book, explore the language and word choices used by the author and select 2-3 words which are new to you; find their definition. Could you identify synonyms for these words? Would these words be effective language choices to use in your writing this week on character descriptions?



Spellings

Spellings	Cover and write	Cover and write
adorable		
applicable		
considerable		
tolerable		
desirable		
believable		
excitable		
regrettable		



Now create your own mnemonic for each of the spelling words above – this may help you to remember how to spell them!



English – Lesson 3

Independent activity worksheet

As I stumbled from beneath the vintage pages I was met with large, ruby-red sinister eyes, which were concealed deep in the creature's scaly skull. Upon its crown, several enormous pitch-black horns pierced through the furious brow of the treacherous creature. A row of small tendrils ran down each side of its jaw line. Protruding fiercely, was the long nose with two wide, curved nostrils and small crystal growths encrusted. Beneath the scabrous skin, several large razor-sharp bloodstained teeth revealed themselves from each side of its mouth. I felt a glimpse of the terror hiding inside.





Guiding my eyes was the muscular neck, which ran down from its head into a robust body. The creature's armour is metallic-blue, thick in scales and scars. A rugged ridge runs the length of the creature's body - from head to tail - whilst four slender limbs allow the creature to stand tall and proud.





Splendid colossal leathery wings hang upon the creatures back, nestled beside the perilous ridge. Demonic bone structures are clearly visible through the transparent layer of skin which coats the flying structures. Coiled behind the creature, its wide weapon-like tail, which ends in a sharp, arrowhead blade, rests silently. He occupies a jewel crafted bed (created from the treasures he has stolen). Uncertain vibrations can be felt in the ground surrounding the savage, untamed beast. It appears to be sleeping, but do wild creatures ever really sleep?

All answers to the above questions are covered in the lesson video on the website link.

Explore your own reading for pleasure book - can you spot any of the features of a character description in there?



Spellings

Spellings	Cover and write	Cover and write
adorable		
applicable		
considerable		
tolerable		
desirable		
believable		
excitable		
regrettable		

Now practise each of your spelling words by writing each word three times, using a different colour each time.

For example: **adorable**

adorable

adorable

English – Lesson 4

Relative Clauses

Using the characters below or a character of your choice, write 3 sentences which include relative clauses. This will be used in the next lesson.





Stuck for ideas? Try these sentence starts

Upon its snowy frame were a pair of ivory wings ...

Guiding my eyes was the muscular neck ...

Beneath his furrowed brow ...

The creatures tail ...

Protruding fiercely ...

The creature's armour ...



Could you create an alternative way to begin your sentence? Remember to use relative clauses and include a variety of vocabulary – find synonyms for words you may have already used to describe the character.

Spellings



Spellings	Cover and write	Cover and write
adorable		
applicable		
considerable		
tolerable		
desirable		
believable		
excitable		
regrettable		

Now select another spelling activity, of your choosing, that you enjoy and feel really helps you to practise and learn these spelling words. Remember you have your spelling test tomorrow!



English – Lesson 5

Independent Task: To write your own character description.



Paragraph 1

Briefly introduce the setting.
Where your character is from.



Sentence openers

- Slowly, I stepped through...
- Where was I? How did I get here? All I could see was...
- Looking around this magical kingdom...
- Enchanting and captivating - this place is...
- In every direction, I could...



Paragraph 2

Description of your character's facial features.

Sentence openers

- As I hesitantly crept towards the...
- Laying in front of me was a...
- Upon its crown sat...
- Scattered all over its face was...
- Sprouting wildy from its head...





Paragraph 3

Description of your creature's body.

Sentence openers

- Bulging with muscles, its enormous arms...
- Running down the creatures back...
- Evidence of previous battles scattered the creatures body:
- Like diamonds reflecting in the sun,...
- Its legs/wings/scales were like...



Paragraph 4

Description of any additional features.

Sentence openers

- Like a whip lashing in the wind, its...
- Huge, colossal wings....
- Coiled behind...
- Under his arm/In her hand...
- In his possession is...





Improvements:

Remember to go back and read your first draft - this is your opportunity to edit and improve it.

Use your success criteria to help you ensure you have included all of the key features of a character description. For example, have you up-levelled your vocabulary choices?