





De Lacy Year 4: Home Learning Schedule

W/C 29 th June	Monday	Tuesday	Wednesday	Thursday	Friday
Maths <i>Suggested timing: 45 mins per lesson</i> This week we will be focussing upon: Multiplication and Division We have provided a 'pre-teach' maths video to further support your child in their learning. This will be incredibly useful to view before commencing the first lesson. Click here .	Lesson 1: Multiply 2 digits by 1 digit Learn how to multiply a 2 – digit number by a 1-digit number. Click here . <i>You will find videos, an interactive activity and a task to complete.</i> 	Lesson 2: Multiply 3 digits by 1 digit Learn how to multiply hundreds, tens and ones by ones. Click here . <i>You will find videos, an interactive activity and a task to complete.</i> 	Lesson 3: Divide 2 digits by 1 digit Learn and practise dividing a 2-digit number by a 1-digit number. Click here . <i>You will find videos, an interactive activity and a task to complete.</i> 	Lesson 4: Divide 4 digits by 1 digit Learn how to divide a 4-digit number by a 1-digit number. Click here . <i>You will find videos, an interactive activity and a task to complete.</i>	Lesson 5: Consolidation Apply your learning from across the previous sessions by undertaking the weekly Maths challenges! Click here . <i>These are designed to test your problem solving skills. See how many you and your family can do together!</i>
 Remember to log in to TTRockstars each week to practise your times tables. 					
 Remember to share your learning on Class Dojo! <i>Take a photo of your work and upload it to the Portfolio section for your teacher to see.</i> 					
English <i>Suggested timing: 45 mins per lesson</i> This week our text type is a: Narrative We have also provided a 'pre-teach' English video to further support your child in their learning. Both videos have been created by Pontefract Academies Trust staff. Click here .	Lesson 1: Reading Comprehension - Word meaning Description: Learn how to explore the meaning of words using a setting description. Click here . <i>You will find a quiz, a video and a task to complete.</i> 	Lesson 2: Reading Comprehension - Inference Description: Learn how to spot clues and infer. Click here . <i>You will find a quiz, a video and a task to complete.</i> 	Lesson 3: Writing - Identify features of a setting description. Description: Learn the key features found in a setting description and identify them. Click here . <i>You will find a quiz, a video and a task to complete</i> 	Lesson 4: Writing – Prepositions. Description: Learn how to describe where nouns are in a variety of places within a sentence. Click here . <i>You will find a quiz, a video and a task to complete.</i> 	Lesson 5: Writing - To write a description. Description: Learn how to use exciting vocabulary when creating your own setting description. Click here . <i>You will find a quiz, a video and a task to complete.</i> 
This week's spellings are: scene – seen – weather – whether – hear – here.					
 Having any problems with the tasks? <i>Feel free to pop any questions or issues onto our class Padlet here!</i> 					
Don't forget to join us every afternoon, Monday to Friday, at 2pm. Click here to take part in a live discussion on Microsoft Teams about the day's learning alongside your classmates and teacher.					

Answers for all lessons can be found at the end of this document.



Maths – Lesson 1



$15 \times 5 =$

H	T	O
	10	1 1 1 1 1
	10	1 1 1 1 1
	10	1 1 1 1 1
	10	1 1 1 1 1
	10	1 1 1 1 1
	10	1 1 1 1 1

10 10

H	T	O
	1	5
x		5
+		

H	T	O
	1	5
x		5

$\square \times \square =$

H	T	O
	10 10 10 10	1 1 1 1 1
	10 10 10 10	1 1 1 1 1
	10 10 10 10	1 1 1 1 1
	10 10 10 10	1 1 1 1 1
	100	10

H	T	O
x		
+		

H	T	O
x		

Challenge

Which of these methods is the odd one out? Explain your reasoning.

(A)

		2	4
x			4

(B)

		2	4
x			4
+			

(C)

H	T	O
	10 10	1 1 1 1 1
	10 10	1 1 1 1 1
	10 10	1 1 1 1 1
	10 10	1 1 1 1 1
	10 10	1 1 1 1 1

2) Use short multiplication to solve these calculations.

a) $28 \times 7 =$

	H	T	O
x			

b) $59 \times 6 =$

	H	T	O
x			

c) $8 \times 74 =$

	H	T	O
x			

d) $5 \times 92 =$

	H	T	O
x			



Maths – Lesson 2

Multiply each **blue** number by a **red** number to give an answer that is a **green** number.
Draw lines to link the **red** number to the **blue** number and the **green** number.

4

672

2565

7

855

1992

8

498

3360

3

907

2568

5

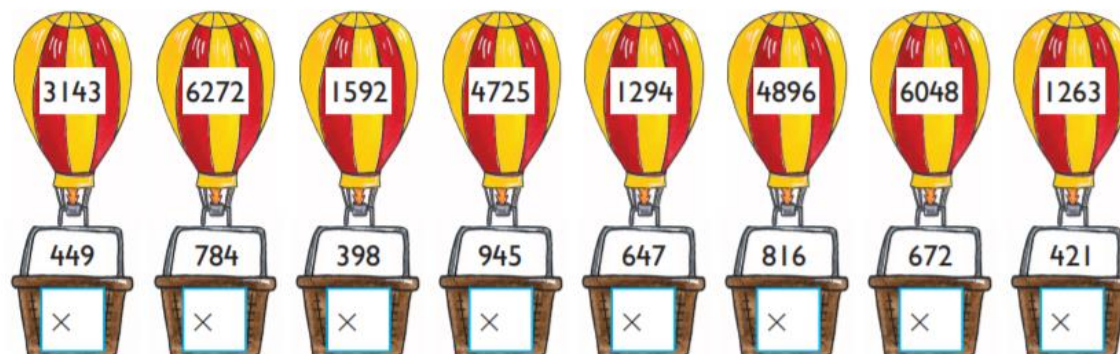
321

6349

Challenge

Use the digits 2 to 9 to complete each of the calculations on the baskets so that the answers are correct on the balloons. Each digit can only be used once.

2 3 4 5 6 7 8 9








Maths – Lesson 3



- 1** For each of these division calculations:
- estimate the answer
 - work out the answer
 - use a different method to check your answer.

	1st calculation	2nd calculation
$84 \div 6 =$ <i>Estimate</i> 		
$76 \div 4 =$ <i>Estimate</i> 		
$72 \div 3 =$ <i>Estimate</i> 		

Challenge

Count the money. How many different groups could you share this amount equally between so that nothing is left over? Find all possibilities and record your calculations.





Maths – Lesson 4

Dice Divisions

- This is a multi-player game. Start your go by rolling a dice. Divide the 4-digit number you are on by the number on the dice. If you manage to divide it correctly, you can move the number of spaces you rolled on the downloadable board below. Then it is your opponent's turn.
- Take it in turns to move around the track. The first player to reach the end wins!






Maths – Lesson 5

Challenge 1

Eric bakes these two trays of muffins.



He eats 2 muffins.


His dad eats 3 muffins.

His sister eats 4 muffins.

How many muffins does he have left?

Challenge 2

Lola buys this key ring.




Her mum gives a quarter of the money.

She pays for the rest herself.

How much does she pay herself?

Challenge 3



How old is the teacher?

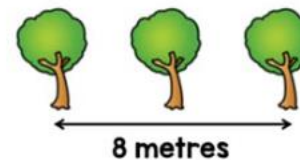
Challenge 4

Ten trees are planted in a row.



The trees are spaced out equally.

The distance between the fourth and sixth tree is 8 metres.



What is the distance between the first and last tree?



English Text – *for Lessons 1 & 2.*

As multiple moons orbit the sun in an otherwise unoccupied sky, a misty haze begins to form and a chill fills the air. What is this place? Why is it so mysterious yet spectacular? Up above, the sky is a myriad of colours: flaming crimson-red; burnt-orange and saffron-yellow. Strange orbs of luminescent light hang like a shimmering eye, then travel mysteriously across the emptiness of space whilst wisps of fire flicker like church candle flames in a breeze.



An eerie silence echoes through the stillness between that world and this.

Here, the most incredible sight: a mostly frozen landscape where trees stand to attention like soldiers as if waiting... waiting for something to come. Curling around the branches are vines, which constrict and choke, whilst dust drifts through the archways created by them, creating halos of light above and below. Peculiar, exotic, unfamiliar plants reach forwards with stretched out fingers and occasionally glow with radiant colour - filling the landscape with beauty and wonder. Their supernatural forms dance and twist as though keeping in time to some silent, mesmerising rhythm whilst releasing their unusual scent.



In the distance, a frozen waterfall hangs like a huge ice mirror staring back through time, holding secrets in each icy drop. Below it, curious mounds of drifting snow create a pathway towards a picturesque blanket of white ice that lies untouched. Protruding from crevices in the rock, icicles are daggers, piercing the silence whilst crystalline snowflakes drift aimlessly in search of a place to rest.

Nearby, there stands an extraordinary collection of gigantic stones which appear to have been placed there in a time long ago... but by who? A cascade of rainbow light illuminates the stones but unusually there are no shadows and in the centre is a seam of blackness - there is a sense that perhaps not is all as it seems and that this is all a mask for a darker presence...



English – Lesson 1

1. In the first paragraph, which words tell us that this planet is an **unusual** place?

2. Read from 'Here, the most incredible sight' to the end of the paragraph. Write down **the word** that tells us that things on this planet are unknown and strangely mystical.

3. 'Curling around the branches are vines, which constrict and choke, whilst dust drifts through the archways created by them, creating halos of light above and below'.

Which **two** words in this sentence tell you the branches felt strangled or suffocated?

_____ and _____

4. Read the paragraph beginning 'In the distance'.

Which **adverb** means that the snowflakes are not sure where to settle?

5. **Find and copy** the word which suggests the blanket of white snow is beautiful to look at.

6. Which of the following words is similar in meaning to creepy. Tick **one**.

Mesmerising ☐

Eerie ☐

Peculiar ☐

Spectacular ☐

Spellings

These are the words that you are trying to learn this week:

scene

seen

weather

whether

hear

here

Spelling Strategy

Look



Cover



Write



Check





English – Lesson 2



1. Read the first paragraph. What evidence in the text suggests that the setting is not planet Earth and that it is not an ordinary place?

2. *'Curling around the branches are vines, which constrict and choke, whilst dust drifts through the archways created by them, creating halos of light above and below. Peculiar, exotic, unfamiliar plants reach forwards with stretched out fingers.'* What impression does this give you of the trees and plants?

3. Read the paragraph beginning 'In the distance...' How do you know that in the past something mysterious happened on this planet and that it is now deserted? Give evidence from the text to support your answer.

4. Protruding from crevices in the rock, icicles are daggers, piercing the silence...

This suggests:

- a) Sadness
- b) Danger
- c) Happiness

5. What impressions do you get of the planet from the last two paragraphs? Give two impressions, supporting your answer with evidence from the text.

Impression	Evidence
1. _____ _____	_____ _____ _____
2. _____ _____	_____ _____ _____

Spellings

These are the words that you are trying to learn this week:

scene

seen

weather

whether

hear

here

Spelling Strategy

Look



Cover



Write



Check





English – Lesson 3

1. Read the sentences below and identify the subordinate clauses:

- Curling around the branches are vines, which constrict and choke.
- Peculiar, exotic, unfamiliar plants reach forwards with stretched out fingers, that occasionally glow with radiant colour.
- A cascade of rainbow light lights up the stones, however unusually there are no shadows.

2. Identify three examples of figurative language in the text.

- _____
- _____
- _____

3. Identify three words / phrases or sentences in the text that create atmosphere.

- _____
- _____
- _____

4. Read the setting description and complete this table using prepositional phrases.

Prepositional phrase	From the text
	a frozen waterfall, hangs like a huge ice mirror.
	stands an extraordinary collection of gigantic stones.
	the sky is a myriad of colours.

5. Read the paragraph beginning 'Here, the most incredible sight...'
Identify three expanded noun phrases.

- _____
- _____
- _____

Spellings

These are the words that you are trying to learn this week:

scene

seen

weather

whether

hear

here

Spelling Strategy

Look



Cover



Write



Check





English – Lesson 4



1. Complete each sentence with the missing preposition.

- a) The apple was _____ the fruit bowl.
- b) The glider flew _____ the air.
- c) The boy cycled _____ the playing fields
- d) The girl sat _____ her friend.

in
beside
through
towards

2. Identify the prepositional phrases in the sentences below:

- a) Ben didn't think he could run up the hill.
- b) The general ordered the troops to retreat to the valley.
- c) Where could it be? It wasn't in the box and it wasn't round the back.
- d) The girl hid under the table during hide and seek.
- e) Beyond the mountain range, lies a green valley

3. Identify which of the following phrases are prepositions.

	Preposition	Not a preposition
through		
among		
journey		
In front of		
mountain		
underneath		

4. Read the setting description and complete the sentences below with the prepositions from the table.

- a) _____ , a frozen waterfall, hangs like a huge ice mirror.
- b) _____, the sky is a myriad of colours.
- c) _____, stands an extraordinary collection of gigantic stones.
- d) _____, curious mounds of drifting snow create a pathway towards a picturesque blanket of white ice.

Below it
Nearby
Up above
In the distance

5. Identify the prepositions / prepositional phrases in these sentences.

- a) Strange orbs of luminescent light hang like a shimmering eye, then travel mysteriously across the emptiness of space.
- b) Unusually there are no shadows and in the centre is a seam of blackness.
- c) Curling around the branches are vines.

Spellings

These are the words that you are trying to learn this week:

scene

seen

weather

whether

hear

here

Spelling Strategy

Look



Cover



Write



Check



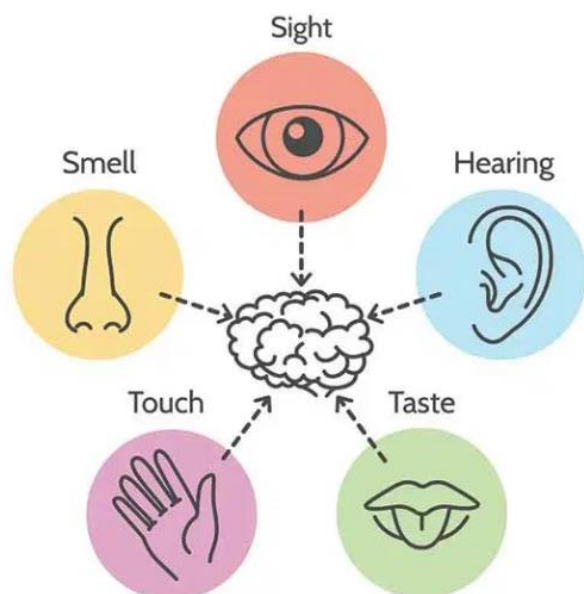


English – Lesson 5



Your task is to write your own setting description for an imaginary world.

Why not choose an image to aid your imagination?



Remember to include the skills that you learnt last week. You should include a range of fronted adverbials, conjunctions and prepositions!





WAGOLL

Sensory writing

Rhetorical questions


Expanded noun phrases

Figurative language

Subordinating clause

Hyphen

As the sound of gushing water fills the atmosphere, the clean, lush scent of nature fills the air. What is this haven? Up above, the golden rays of sunshine light up the crisp, clear-blue sky whilst white puffs of cotton wool float aimlessly.



Feature	Example
Sensory writing	Misty haze; a chill fills the air
Expanded noun phrases	Peculiar, exotic, unfamiliar plants
Subordinate clauses	whilst wisps of fire flicker
Figurative language	Trees stand to attention like soldiers
Prepositions	In the distance; Nearby; Below
Hyphens	Crimson-red; Burnt-orange; Saffron-yellow

Vocabulary ideas:

Universe	rocky	cave	bleak	wild	metallic
cosmic-dust	lunar	desolate	misty	tranquil	lush
asteroid	craggy	mysterious	hazy	silence	natural
meteor	arid	peculiar	dark	exploding	vast
Solar system	volcano	dangerous	eerie	alien	orbs
terrain	river	strange	lightning	futuristic	flashes
hilly	water	unusual	thunder	abandoned	wisps
barren	ice	miserable	windswept	mechanical	venomous



Maths – Answers

Lesson 1

$$15 \times 5 = 75$$

	H	T	O	
		1	5	
x			5	
		2	5	(5 × 5)
+		5	0	(5 × 10)
		7	5	

	H	T	O	
		1	5	
x			5	
		7	5	
		2		

$$44 \times 3 = 132$$

	H	T	O	
		4	4	
x			3	
		1	2	(3 × 4)
+	1	2	0	(3 × 40)
	1	3	2	

	H	T	O	
		4	4	
x			3	
	1	3	2	
	1	1		

2) a) $28 \times 7 = 196$

b) $59 \times 6 = 354$

c) $8 \times 74 = 592$

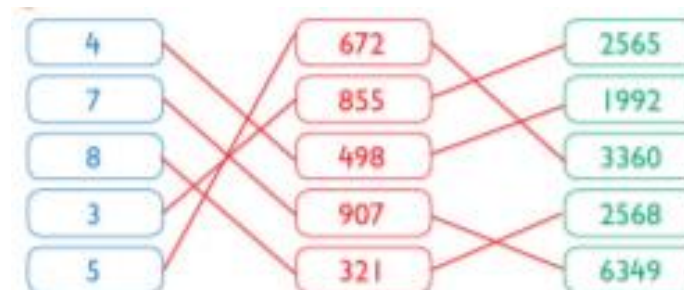
d) $5 \times 92 = 460$

		2	4	
x			4	
		1	6	(4 × 4)
+		8	0	(4 × 20)
		9	6	

		2	4	
x			4	
		9	6	
		1		




C is the odd one out because it represents the calculation $5 \times 24 = 120$ whereas the written methods A and B represent $4 \times 24 = 96$.

Lesson 2





Lesson 3

	1st calculation	2nd calculation
$84 \div 6 =$ Estimate 		
$76 \div 4 =$ Estimate 		
$72 \div 3 =$ Estimate 		

Lesson 5

Challenge 1 - 3 muffins

Challenge 2 - 15 pence

Challenge 3 - 24-years-old

Challenge 4 - 36 metres

Challenge 5 - 583 and 27

$84p \div 1 = 84p$	$84p \div 4 = 21p$	$84p \div 12 = 7p$	$84p \div 28 = 3p$
$84p \div 2 = 42p$	$84p \div 6 = 14p$	$84p \div 14 = 6p$	$84p \div 42 = 2p$
$84p \div 3 = 28p$	$84p \div 7 = 12p$	$84p \div 21 = 4p$	$84p \div 84 = 1p$



English – Answers

Lesson 1

Let's mark it together!

1. In the first paragraph, which words tells us that this planet is an **unusual** place?



Mysterious / strange

Let's mark it together!

2. Read from 'Here, the most incredible sight' to the end of the paragraph. Write down **the word** that tells us that things on this planet are unknown and strangely mystical.



Supernatural

Let's mark it together!

3. 'Curling around the branches are vines, which constrict and choke, whilst dust drifts through the archways created by them, creating halos of light above and below'
Which **two** words in this sentence tell you the branches felt strangled or suffocated?



Constrict and choke

Let's mark it together!

4. Read the paragraph beginning 'In the distance'.

Which **adverb** means that the snowflakes are not sure where to settle?



Aimlessly

Let's mark it together!

5. **Find and copy** the word which suggests the blanket of white snow is beautiful to look at.



Picturesque

Let's mark it together!

6. Which of the following words is similar in meaning to creepy. Tick **one**.



Mesmerising ☐

Eerie ☒

Peculiar ☐

Spectacular ☐



Lesson 2

Let's mark it together!

1. Read the first paragraph.
What evidence in the text suggests that the setting is not planet Earth and that it is not an ordinary place?



It says in the text there are multiple moons and the author uses words like mysterious and also tells us that there are strange orbs travelling across the sky.

Let's mark it together!

2. 'Curling around the branches are vines, which constrict and choke, whilst dust drifts through the archways created by them, creating halos of light above and below. Peculiar, exotic, unfamiliar plants reach forwards with stretched out fingers.'
What impression does this give you of the trees and plants?



This gives the impression that they have human qualities and a mind of their own..

Let's mark it together!

3. Read the paragraph beginning 'In the distance...' How do you know that in the past something mysterious happened on this planet and that it is now deserted? Give evidence from the text to support your answer.



Because it says in the text that the waterfall is like a huge mirror staring back in time and holds secrets.

It also says the blanket of ice lies untouched.

Let's mark it together!

4. Protruding from crevices in the rock, icicles are daggers, piercing the silence...



This suggests:

- a) Sadness
- b) Danger
- c) Happiness

Let's mark it together!

5. What impressions do you get of the planet from the last two paragraphs? Give two impressions, supporting your answer with evidence from the text.



I get the impression that the planet is beautiful because it is described as picturesque and you get a lovely picture in your head because it says 'a cascade of rainbow light'. However, it also gives the impression that it is eerie because it says someone put the gigantic stones there and there are no shadows. It also says there is a sense of a darker presence which makes you think something bad might happen.



Lesson 3

Let's mark it together!

1. Read the sentences below and identify the subordinate clauses:



Curling around the branches are vines, which constrict and choke.

Peculiar, exotic, unfamiliar plants reach forwards with stretched out fingers, that occasionally glow with radiant colour.

A cascade of rainbow light illuminates the stones, however unusually there are no shadows.

Let's mark it together!

2. Identify three examples of figurative language in the text.



Similes	Metaphors
Wisps of fire flicker like church candle flames in a breeze	Plants reach forwards with stretched out fingers
A frozen waterfall, hangs like a huge ice mirror	A picturesque blanket of white ice
Strange orbs of luminescent light hang like a shimmering eye	Icicles are daggers

19

Let's mark it together!

3. Identify three words / phrases or sentences in the text that create atmosphere.



For example:

- A misty haze begins to form and a chill fills the air.
- An eerie silence echoes through the stillness between that world and this.
- There is a sense that perhaps not is all as it seems and that this is all a mask for a darker presence...

Let's mark it together!

4. Read the setting description and complete this table using prepositional phrases.



Prepositional phrase	From the text
In the distance,	a frozen waterfall, hangs like a huge ice mirror.
Nearby,	stands an extraordinary collection of gigantic stones.
Up above,	the sky is a myriad of colours.

21

Let's mark it together!

5. Read the paragraph beginning 'Here, the most incredible sight...' Identify three expanded noun phrases.



For example:

Frozen landscape

Radiant colour

Peculiar, exotic, unfamiliar plants

22



Lesson 4

Let's mark it together!

1. Complete each sentence with the missing preposition.

- a) The apple was **in** the fruit bowl.
- b) The glider flew **through** the air.
- c) The boy cycled **towards** the playing fields
- d) The girl sat **beside** her friend.



Let's mark it together!

2. Identify the prepositional phrases in the sentences below:

- a) Ben didn't think he could run **up the hill**.
- b) The general ordered the troops to retreat **to the valley**.
- c) Where could it be? It wasn't **in the box** and it wasn't **round the back**.
- d) The girl hid **under the table** during hide and seek.
- e) **Beyond the mountain range**, lies a green valley



Let's mark it together!

3. Identify which of the following phrases are prepositions.

	Preposition	Not a preposition
through	✓	
among	✓	
journey		✓
In front of	✓	
mountain		✓
underneath	✓	



Let's mark it together!

4. Complete the sentences below with the prepositions from the table.

- a) **In the distance**, a frozen waterfall, hangs like a huge ice mirror.
- b) **Up above**, the sky is a myriad of colours.
- c) **Nearby**, stands an extraordinary collection of gigantic stones.
- d) **Below it**, curious mounds of drifting snow create a pathway towards a picturesque blanket of white ice.



Let's mark it together!

5. Identify the prepositions / prepositional phrases in these sentences.

- a) Strange orbs of luminescent light hang like a shimmering eye, then travel mysteriously **across the emptiness of space**.
- b) Unusually there are no shadows and **in the centre** is a seam of blackness.
- c) Curling **around the branches** are vines.

